

isotope effect). The third factor, the solvation of the nucleophile, would, however, affect mainly the reaction rate and not the transition-state structure because the desolvation would be expected to occur prior to the transition state. This desolvation energy would be expected to be much greater for the oxygen nucleophiles than for the sulfur nucleophiles since stronger hydrogen bonds to oxygen are well known, apparently due to oxygen's small size and greater electron density. Therefore, this "deshielding" of an unshared pair of electrons on the nucleophile might be expected to retard the reactivity of the oxides much more than that of the thiooxides. This conclusion is supported by the data of others^{9,10} where the solvent was varied and may explain why the relative reaction rates of oxygen- and sulfur-containing nucleophiles do not parallel the isotope effect data. The polarizability of the nucleophile would lead to a conclusion which does not fit the observed kinetic isotope effects, and this suggests that polarizability may not be a dominant factor in these reactions. Because the oxides are more basic than the corresponding thiooxides, however, we would predict that the oxides would be more nucleophilic, once desolvation has occurred. This explanation does fit the observed isotope effects. Our initial results, therefore, suggest that the great speed of many displacement reactions involving large atom nucleophiles in protic solvents may not be due so much to their polarizability as to their ease of desolvation, and that the leaving group isotope effects provide a probe for distinguishing between the two. These results are also consistent with the operation of a concerted transition state as opposed to an intermediate ion-pair mechanism such as proposed by Sneen and Larsen^{11,12} for other reactants and solvents.

If these initial conclusions are substantiated by further experiments and are not found to be unduly complicated by the intervention of specific solvation of substituents,¹³ specific solvation of the leaving group, or mass effects upon changing the nucleophile, the kinetic isotope effects of leaving groups may result in one of our more powerful yet subtle probes for transition-state geometry. We propose to explore these possible complications further.

Acknowledgment. This research was supported in part by National Science Foundation Grant GP-8369 and the Wisconsin Alumni Research Foundation.

(9) S. Winstein, L. G. Savedoff, S. Smith, I. P. R. Stevens, and J. S. Gall, *Tetrahedron Letters*, No. 9, 24 (1960).

(10) R. F. Rodewald, K. Mahendran, J. L. Bear, and R. Fuchs, *J. Am. Chem. Soc.*, **90**, 6698 (1968).

(11) R. A. Sneen and J. W. Larsen, *ibid.*, **91**, 362 (1969).

(12) R. A. Sneen and J. W. Larsen, *ibid.*, **91**, 6031 (1969).

(13) R. Alexander, E. C. F. Ko, A. J. Porker, and T. J. Broxton, *ibid.*, **90**, 5049 (1968).

(14) Graduate School Fellow, Summer, 1968; NDEA Fellow, 1968-1970.

Eric P. Grimsrud,¹⁴ James W. Taylor

Department of Chemistry, University of Wisconsin
Madison, Wisconsin 53706

Received November 22, 1969

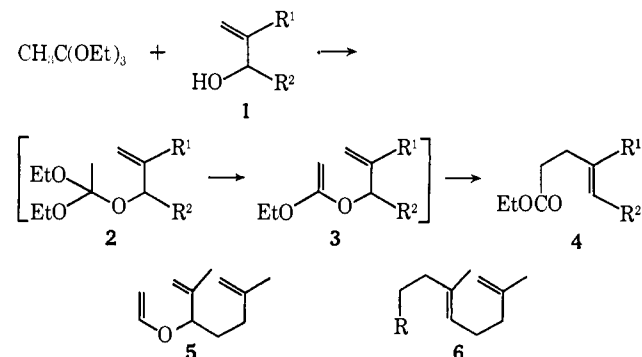
A Simple Stereoselective Version of the Claisen Rearrangement Leading to *trans*-Trisubstituted Olefinic Bonds. Synthesis of Squalene

Sir:

We wish to disclose a version of the Claisen rearrangement which is highly stereoselective and can be applied

to the synthesis of *trans*-trisubstituted olefinic bonds. The method simply involves heating an allylic alcohol, **1**, with excess ethyl orthoacetate in the presence of a trace of weak (*e.g.*, propionic) acid. Evidently a mixed orthoester, **2**, is first formed and loses ethanol to form the ketene acetal **3** which rearranges to the olefinic ester **4**.¹

As compared with the classical pyrolysis of simple vinyl ethers (**3** with H in place of EtO), this orthoester process is simpler to perform (one instead of two operations), and the overall yield as well as stereoselectivity is higher. The high stereoselectivity is probably attributable to nonbonded interactions between the ethoxy and R² groups (**3**) that develop only in the transition state leading to *cis* product.²



Thus the alcohol **1** (R¹ = Me, R² = CH₂CH₂C(Me)=CH₂), on heating with 7 equiv of ethyl orthoacetate and 0.06 equiv of propionic acid at 138° for 1 hr under conditions for distillative removal of ethanol, was converted into the diene ester **4** (R¹ = Me; R² = CH₂CH₂C(Me)=CH₂) in 92% yield (distilled³ at <5 mm). Analysis by vpc indicated that this product consisted of >98% *trans* and <2% *cis* isomer. This result is to be compared with the vinyl ether approach: the alcohol **1** (R¹ = Me; R² = CH₂CH₂C(Me)=CH₂) was converted by reaction with ethyl vinyl ether and mercuric acetate⁴ into the vinyl ether **5** (60% yield after distillation³ from sodium at 20 mm) which was heated at 83-98° for 61 hr, giving the aldehyde **6** (R = CHO) in 98% yield. Analysis by vpc indicated that this product contained 86% *trans* and 14% *cis* isomer. The essentially pure *trans* aldehyde **6** (R = CHO), on the other hand, can be obtained readily in 80% (distilled³ at <0.5 mm) yield by reduction of the aforementioned diene ester with excess lithium aluminum hydride in ether at 0° (giving **6**, R = CH₂OH) followed by oxidation with 4 equiv of filtered Collins solution⁵ in the presence of Drierite.

(1) We have found also that an analogous stereospecific reaction occurs on heating 1-dimethylamino-1,1-dimethoxyethane [A. E. Wick, D. Felix, K. Steen, and A. Eschenmoser, *Helv. Chim. Acta*, **47**, 2425 (1964)] with an allylic alcohol giving the pure *trans* olefinic amide in practically quantitative yield, *e.g.*, **1** (R¹ = Me; R² = CH₂CH₂C(Me)=CH₂) → **6** (R = CONMe₂). The amino acetal is a precursor of and is easier to prepare than 1-dimethylamino-1-methoxyethylene which has formerly been used for Claisen rearrangements [D. Felix, K. Gschwend-Steen, A. E. Wick, and A. Eschenmoser, *Helv. Chim. Acta*, **52**, 1030 (1969)].

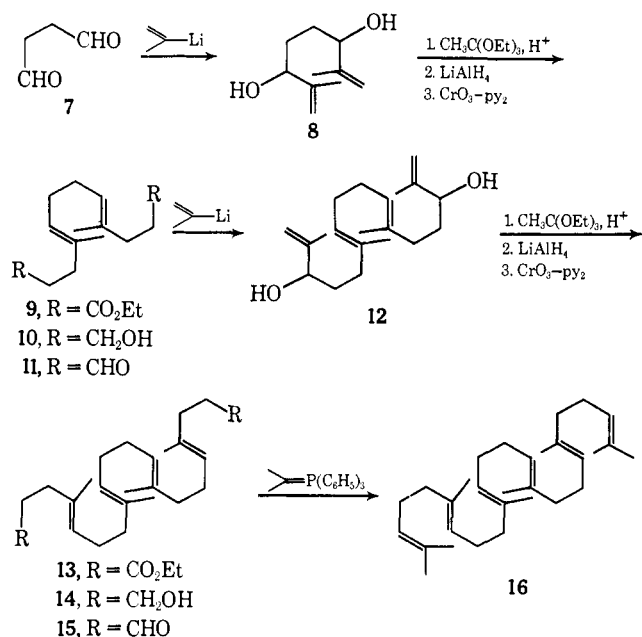
(2) Cf. C. L. Perrin and D. J. Faulkner, *Tetrahedron Letters*, 2783 (1969), and ref 3b,d,e, 4, and 5 cited therein.

(3) Evaporative bulb-to-bulb distillation using a Büchi kugelrohrföfen.

(4) W. H. Watanabe and L. E. Conlon, *J. Am. Chem. Soc.*, **79**, 2828 (1957).

(5) J. C. Collins, W. W. Hess, and F. J. Frank, *Tetrahedron Letters*, 3363 (1968).

The orthoester Claisen reaction, like the methoxyisoprene method,⁶ lends itself readily to the production of successive head-to-tail isoprene units with *trans*-olefinic bonds as they appear in many natural products. This synthetic sequence is exemplified by a total synthesis of all-*trans* squalene (16),⁷ which is *ca.* 98% stereoselective for each double bond. This synthesis is described below.



Succinic dialdehyde (7), obtained readily in 56% yield by hydrolysis of commercially available 2,5-dimethoxytetrahydrofuran with 1 *N* phosphoric acid at 60° for 2.5 hr,⁸ was treated with 2-propenyllithium at -15° giving (54% yield) the diene diol 8 as a crystalline mixture of *meso* and *dl* forms (one isomer, mp 91–92°, was isolated by crystallization from ether-hexane). The diene diol mixture, on treatment with ethyl orthoacetate and propionic acid for 3 hr at 138° followed by distillation³ at 5 × 10⁻² mm, was converted into the diene diester 9 (87% yield), which was estimated by vpc to be 97% pure with respect to a single isomer. The nmr spectrum showed absorption for six protons at δ 1.61 ppm corresponding to the two methyl groups of the two *trans*-trisubstituted olefinic bonds.⁹ The diene dialdehyde 11 (75% yield from 9 after distillation³ at 0.05 mm), obtained by treatment of the diene diester 9 with excess lithium aluminum hydride in ether at -5° followed by oxidation with Collins reagent⁵ (5 equiv/OH 3 hr, 5° with added BaO), was submitted to the identical sequence of reactions described above, giving in turn the tetraene diol 12 (75% yield after chromatography on silica gel followed by distillation³ at 0.5 mm), the tetraene

(6) D. J. Faulkner and M. R. Petersen, *Tetrahedron Letters*, 3243 (1969).

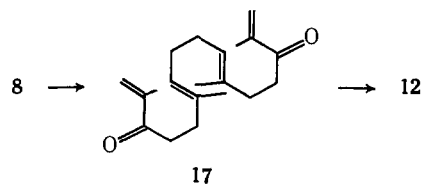
(7) *Cf.* The synthesis of J. W. Cornforth, R. H. Cornforth, and K. K. Mathew, *J. Chem. Soc.*, 2539 (1959), which is about 80% stereoselective for each double bond.

(8) *Cf.* J. Fakstorp, D. Raleigh, and L. E. Schniepp, *J. Am. Chem. Soc.*, 72, 869 (1950).

(9) See W. S. Johnson, A. van der Gen, and J. J. Swoboda, *ibid.*, 89, 170 (1967), footnote 9.

diester 13 (obtained in 84% yield after chromatography on silica gel and containing 9% of stereoisomers other than all-*trans* as estimated by vpc), and the tetraene dialdehyde 15 (71% overall yield from 13). In this second series the tetraene diol 14 fortunately was crystalline, mp *ca.* -8°, allowing for removal of a portion of the small amount of unwanted stereoisomers by a single crystallization (94% recovery) from ether-hexane. The crude tetraene dialdehyde, on treatment with 20% excess isopropylidetriphenylphosphorane (from (CH₃)₂CHP(C₆H₅)₃I and C₆H₅Li in THF), afforded squalene 16 which was separated in 36% yield by chromatography on Florisil. This product, which was 95% pure all-*trans* isomer as shown by vpc, had identical characteristics (nmr, ir, co-injection vpc, tlc) with those of natural squalene.

The use of 3-methoxyisoprene in the Claisen rearrangement⁶ has been examined as an alternative method for effecting the transformation of 8 into 12. Thus the diene diol mixture 8 was heated at 140° in xylene with excess 3-methoxyisoprene and catalytic amounts of hydroquinone and perchlorohomocubancarboxylic acid¹⁰ under nitrogen for a total of 25 hr. Chromatography of the crude product on neutral alumina gave the tetraene diol 12 as ascertained by nmr and vpc comparison with the authentic material. At the present stage of development the orthoester and methoxyisoprene methods are comparably efficacious. The overall yields are similar, and while the orthoester approach involves more steps, they are very simple to perform and the reagents are commercially available.



The orthoester Claisen rearrangement is also applicable to the stereoselective production of *trans*-disubstituted olefinic bonds. Thus the trienic alcohol 1 (R¹ = H; R² = CH₂CH₂C(Me)=CHCH₂CH₂C(Me)=CH₂), obtained by reaction of the *trans*-olefinic aldehyde 6 (R = CHO) with vinyl lithium solution at -22° for 1 min, was converted by reaction with ethyl orthoacetate for 30 min into the *trans,trans* ester 4 (R¹ = H; R² = CH₂CH₂C(Me)=CHCH₂CH₂C(Me)=CH₂). The yield of this triene ester was 91% overall from 6 (R = CHO) after distillation³ at <0.5 mm.

Acknowledgments. We wish to thank the U. S. Public Health Service, the National Science Foundation, and the donors of the Petroleum Research Fund

(10) K. V. Scherer, Jr., G. A. Ungefug, and R. S. Lunt, III, *ibid.*, 88, 2859 (1966).

(PRF 1619-A1 and 1700-G1), administered by the American Chemical Society, for support of this research.

William S. Johnson, Lucius Werthemann, William R. Bartlett
Timothy J. Brocksom, Tsung-tee Li

Department of Chemistry, Stanford University
Stanford, California 94305

D. John Faulkner, Michael R. Petersen

Scripps Institution of Oceanography
La Jolla, California 92037

Received December 11, 1969

Nuclear Magnetic Resonance Spectroscopy. Carbon-13 Spectra of the Silver(I) Complexes of Cyclopentene and Cyclohexene¹

Sir:

In recent years, proton magnetic resonance spectroscopy has been utilized to investigate the nature of the species arising when alkenes are dissolved in solutions containing either silver(I)² or mercury(II)³ ions. We report here on the use of high-resolution nmr spectra of ¹³C (cmr) in natural abundance⁴ in examining such complexes.

The cmr spectra of cyclopentene and cyclohexene in aqueous silver nitrate solution⁵ reveal that the unsaturated carbon resonances in both compounds are shifted to higher fields by 4.4 ppm, relative to those of the free cycloalkenes (see Table I). The remaining carbon resonances are shifted downfield slightly. These shifts seem best rationalized on the basis of a small increase in the σ character of the bonds at the unsaturated carbons,⁶ although steric interactions^{2c} with the silver ion cannot be definitely ruled out. As with the proton chemical shifts of silver-alkene complexes,^{2b} there is no significant concentration effect on the ¹³C chemical shifts.

The downfield shift of vinyl protons on formation of a silver(I) complex is usually explained as resulting from proton deshielding arising from π -electron donation from the alkene to the silver(I) ion.² Dewar⁷ has proposed that the complexes are formed as the result of σ overlap between the bonding alkene π orbital with a vacant s or sp hybrid orbital on the silver(I) ion and π overlap of an occupied d orbital on the ion with an antibonding alkene π orbital. The net effect appears to be that the π -electron density decrease at carbon is not balanced by the d-electron contribution, thus making

(1) Supported by the National Science Foundation.

(2) (a) D. B. Powell and N. Sheppard, *J. Chem. Soc.*, 2519 (1960); (b) J. Schug and R. J. Martin, *J. Phys. Chem.*, 66, 1554 (1962); (c) H. W. Quinn, J. S. McIntyre, and D. J. Peterson, *Can. J. Chem.*, 43, 2896 (1965).

(3) (a) W. Kitching, A. J. Smith, and P. R. Wells, *Aust. J. Chem.*, 21, 2395 (1968); (b) Y. Saito and M. Matsuo, *Chem. Commun.*, 961 (1967); (c) V. Sokolov, U. Yustynyuk, and O. Reutov, *Dokl. Akad. Nauk SSSR*, 173, 1103 (1967).

(4) (a) F. J. Weigert and J. D. Roberts, *J. Amer. Chem. Soc.*, 89, 2967 (1967); *ibid.*, 90, 3543 (1968); (b) F. J. Weigert, M. Jautelat, and J. D. Roberts, *Proc. Nat. Acad. Sci. U. S.*, 60, 1152 (1968); (c) J. D. Roberts, F. J. Weigert, J. I. Kroschwitz, and H. J. Reich, *J. Amer. Chem. Soc.*, in press.

(5) The samples were prepared by saturating either a 2 M or saturated silver nitrate solution with cycloalkene. Cyclopentene and cyclohexene were chosen for study because of their high solubility in silver nitrate solutions (H. J. Taufen, M. J. Murray, and F. F. Cleveland, *ibid.*, 63, 3500 (1941)).

(6) It is well known that there is a large chemical shift difference between sp²- and sp³-hybridized carbons, the sp³ carbons being upfield by about 100 ppm (J. B. Stothers, *Quart. Rev. (London)*, 19, 144 (1965)).

(7) M. J. S. Dewar, *Bull. Soc. Chim. Fr.*, 18, C79 (1951).

Table I. Carbon Chemical Shifts of Cycloalkene-Silver Nitrate Complexes in Aqueous Solution at 15.1 MHz

	δ (CS ₂) ^a	δ (CS ₂) ^a	$\Delta\delta$
		Cyclopentene-AgNO ₃ Complex	
Cyclopentene			
C1, C2	62.2	66.6	+4.4
C3, C5	160.2	158.3	-1.9
C4	169.7	168.3	-1.4
		Cyclohexene-AgNO ₃ Complex	
Cyclohexene			
C1, C2	65.6	70.0	+4.4
C3, C6	167.3	165.8	-1.5
C4, C5	169.7	169.4	-0.3

^a In parts per million relative to carbon disulfide.

σ bonding more important than π bonding.^{2c} Thus, an increase in the σ character of the bonds at the alkene carbons is expected and the ¹³C results tend to bear this out. An increase in the σ character of the bonds to the unsaturated carbons would be expected to decrease the couplings between alkenic carbons and the directly attached hydrogens, but actually there is very little change upon complexation. The lack of appreciable change in the ¹³C-H coupling constants suggests an alternative explanation of the chemical-shift changes, namely that the π -orbital energy of the alkene is reduced by coordination with silver ion, so as to produce small changes in the excitation energy.

With regard to interaction of mercury(II) ion with alkenes, evidence has been presented^{3b,c} and challenged^{3a} for direct observation of proton resonances of mercurinium ions. We have found that the cmr spectra of methanol solutions containing equimolar amounts of cyclopentene or cyclohexene and mercury(II) acetate gave no resonances corresponding to alkenic carbons and, indeed, were best explained as arising from 1-acetoxymethyl-2-methoxycyclopentane or 1-acetoxymethyl-2-methoxycyclohexane.

Richard G. Parker, John D. Roberts

Contribution No. 3921, Gates and Crellin
Laboratories of Chemistry
California Institute of Technology
Pasadena, California 91109

Received September 22, 1969

Isoporphyrins

Sir:

The discovery of phlorins and the recognition of their stability prompted Woodward¹ to suggest that tautomeric structures of porphyrin with a saturated bridging carbon atom [isoporphyrin (1)] might exist. We report here the synthesis of a metalloisoporphyrin.

Controlled-potential oxidation of zinc meso-tetra-phenylporphyrin (ZnTPP), at 1.1 V vs. sce, in dichloromethane-tetrapropylammonium perchlorate brings about two successive reversible one-electron oxidations. The first step generates a π cation radical² which is stable in nucleophilic solvents³ and can be isolated in

(1) R. B. Woodward, *Ind. Chim. Belge.*, 27, 1293 (1962).

(2) R. H. Felton, D. Dolphin, D. C. Borg, and J. Fajer, *J. Amer. Chem. Soc.*, 91, 196 (1969).

(3) Stable cations of metalloctaethylporphyrins have been reported by J.-H. Fuhrhop and D. Mauzerall, *ibid.*, 91, 4147 (1969).